

## London To Paris Cycle Ride



Duration: 5 days

Cycling from London to Paris is one of the great cycle experiences in Europe. Passing through picturesque Kent countryside, we cross the Channel and continue through the small villages and medieval market towns of Northern France. With long days in the saddle and some strenuous hill-climbs, the sight of the Eiffel Tower, our finishing point, will evoke a real sense of achievement. Our last day in Paris allows us to explore the sights and soak up the romantic atmosphere of this majestic city!

### DETAILED ITINERARY

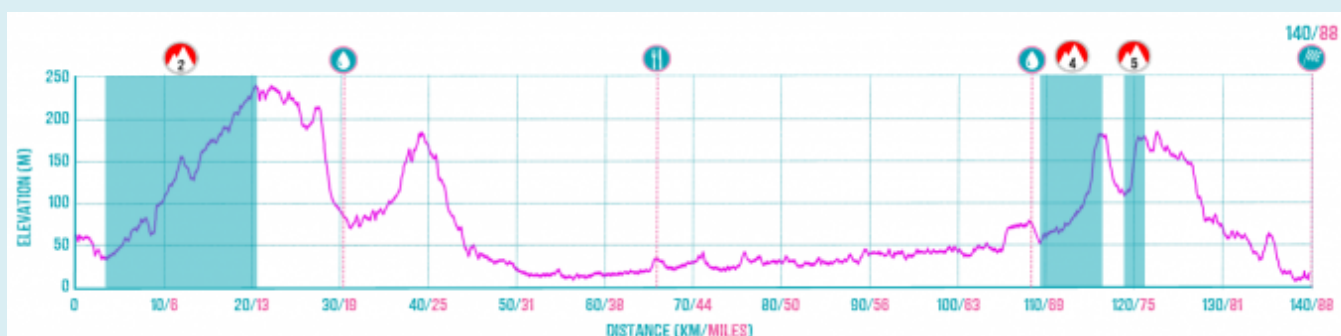
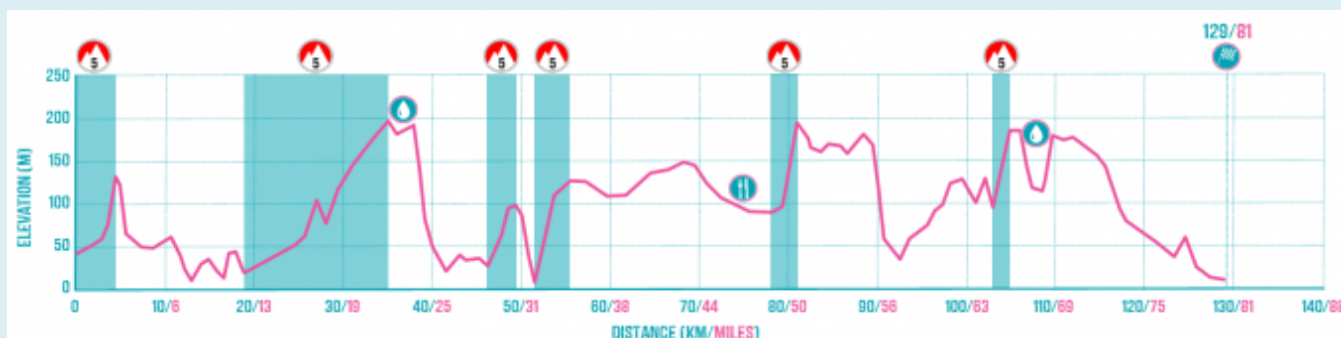
#### Day 1: London – Dover – Dunkirk

An early start allows us to avoid the morning traffic as we pass through the outskirts of London onto quieter roads. It is not long before we are among the rolling fields and villages of rural Kent, passing orchards and traditional oast houses where hops are stored. We follow country roads across the hills of the North Downs to Dover and the coast. Taking the ferry to Calais, we have dinner on board and cycle the short distance to our hotel. Night hotel.

*[Dinner on ferry not included]*

**Cycle approx. 136km (85 miles)**

## ROUTE PROFILE

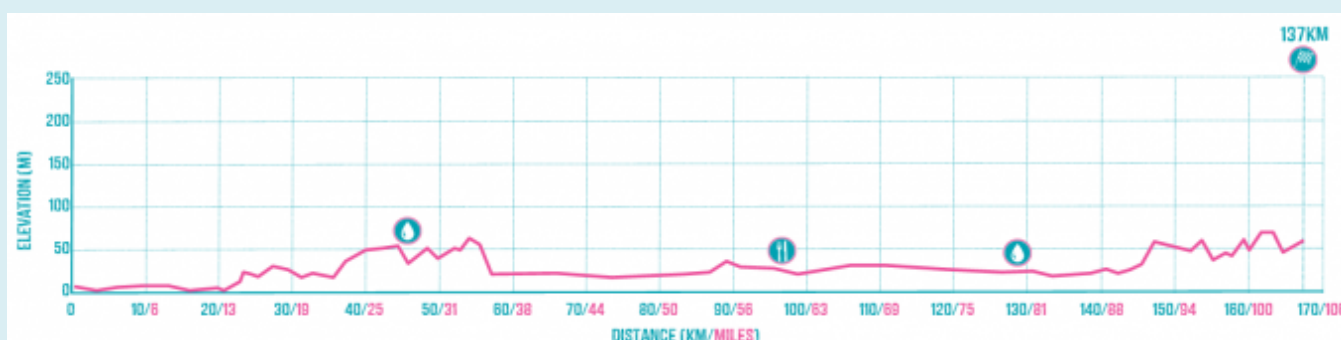


### Day 2: Dunkirk – Cambrai

We head south from Dunkirk, riding roughly parallel to the Belgian border. A long day in the saddle lies ahead, but the terrain is fairly flat as we pass through small villages and farmland, with some areas of shady woodland. A few hills mid-way through our morning stretch the legs a little! The area we pass through saw a great deal of action in WW1 and many road-names in towns and villages testify to the history. Our afternoon is predominantly flat as we ride southeast, though a few hills await us before Cambrai, a town which dates back to Roman times. Night hotel.

Cycle approx. 161km (100 miles)

## ROUTE PROFILE

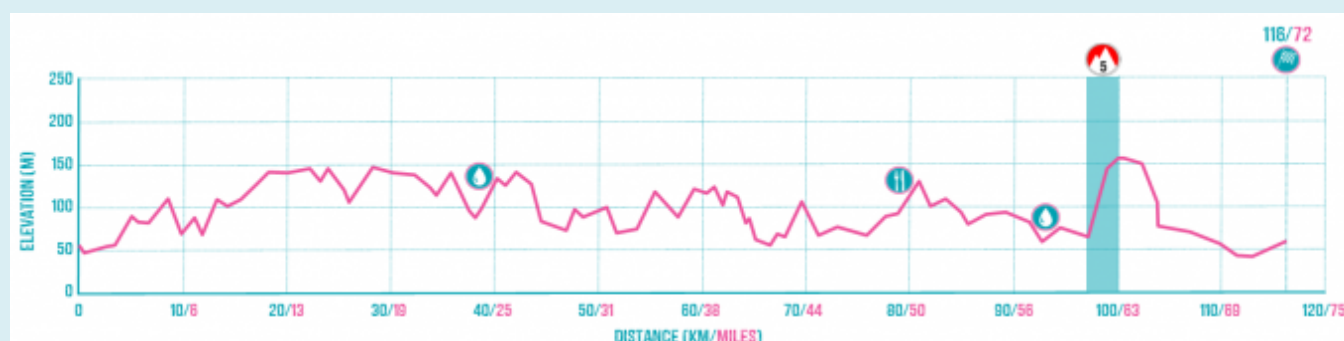


### Day 3: Cambrai – Soissons

Today is shorter, but almost continually hilly, as we cross beautiful rolling landscapes, where fields of crops stretch for miles. For the first part of the day we pass small war cemeteries, reminding us of events a century ago. We have a great view of the River Somme, which we cross before our first water-stop. Narrow lanes lined with hedgerows take us through small villages with ancient crumbling buildings, and we follow wider boulevards through historic towns with striking churches and town halls. The last section of our route runs through an area involved in the WW1 Battles of the Aisne, with more cemeteries and memorials to the fallen. With roughly ten miles to go, the road climbs steeply out of the pretty village of Vauxaillon, winding through woodland and into open fields with wonderful views. A rewarding descent brings us to Soissons, an ancient town which lies on the River Aisne. Night hotel.

**Cycle approx. 114km (70 miles)**

## ROUTE PROFILE

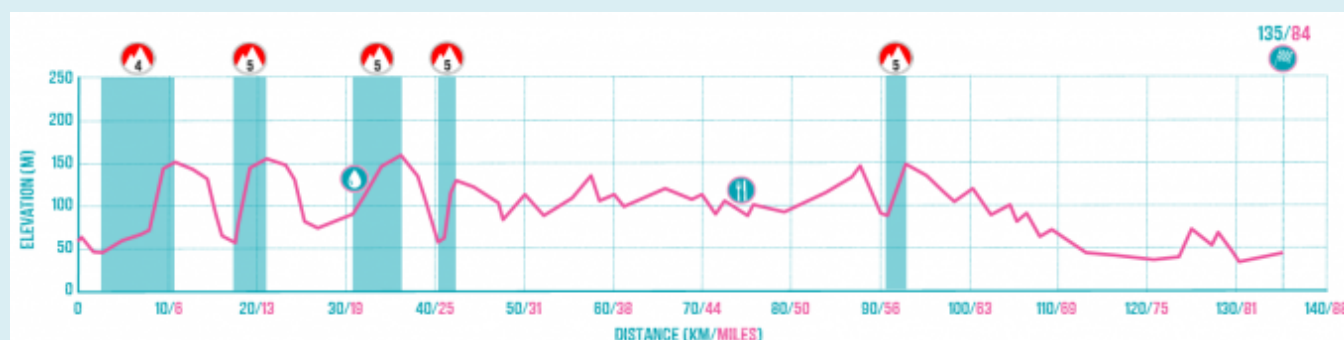


## Day 4: Soissons – Paris

Our final day's cycling takes us southwest, on yet more undulating roads through small villages and farmland. There are some short sharp climbs in the morning, before we reach busier roads. As we cycle through the Parisian streets we look out for distinctive landmarks, feeling excited at being this close to our goal! Then we sweep around the Arc de Triomphe and down the famed Champs-Élysées to our finish beneath the lofty arches of the Eiffel Tower. We head to our hotel and get ready for a final meal together as a group to mark our achievement. Night hotel.

**Cycle approx. 121km (75 miles)**

## ROUTE PROFILE



## Day 5: Paris – London

After breakfast you are free to explore the city; why not go up the Eiffel Tower or visit renowned attractions such as the Arc de Triomphe, the Louvre and Notre-Dame Cathedral. You are responsible for getting yourself and your bags to the Gare du Nord on time for your afternoon Eurostar train back to St Pancras, where you will be reunited with your bike.

For the July departure date, you can enjoy the huge spectacle that is the Tour de France! We don't have a set area to gather, but the 71m-wide Champs-Élysées is by far the best place to watch the laps before the final sprint; head over with your new cycling buddies, pick a spot and enjoy the incredible atmosphere. Spectators gather early to watch the world's most famous cycling event arrive home, and if you want a good view you are advised to get there many hours before the peloton! You are responsible for getting yourself and your bags to the Gare du Nord in time for your evening Eurostar train back to St Pancras, where you will be reunited with your bike. If you would rather see the whole Tour de France finale, we would suggest that you stay in Paris for an extra night and make your own travel arrangements back to the UK (at your own cost). If you intend on doing this, you will need to inform us prior to the confirmed deadline, so that we may cancel your return ticket and reduce your trip cost accordingly.

*(Lunch & Dinner not included)*

*Please note that this trip does not start and finish in the same location.*

## WHAT'S INCLUDED

- All transport from London to Paris return (by ferry and Eurostar)
- All meals except where specified and accommodation on a twin share basis
- Discover Adventure leaders, mechanics and drivers
- Full vehicle support throughout the trip
- Route information

## WHAT'S EXCLUDED

- Any meals specified 'not included' in the itinerary
- Travel insurance
- Bicycle
- Cycle helmet (compulsory) and water bottles
- Optional Discover Adventure bike courier return service
- Personal spending money, souvenirs and drinks
- Any applicable surcharges as per Terms and Conditions

## GRADE | YELLOW

Trips are graded Yellow, Orange or Red, in increasing level of challenge. This trip lies within the **YELLOW** range.



The grade is determined by factors such as terrain, distance, climate, altitude, etc. Each colour grade has a **spectrum** which reflects the difficulty of these factors; trip duration, accommodation and living conditions (see icon) are also taken into account.

[Trip grading explained](#)

## CHALLENGE INFORMATION

### DETAILED INFORMATION

#### Leaders & Trip Support

Your trip will be led by experienced Discover Adventure leaders and support crew, including mechanics. Our leaders are selected for their knowledge and experience, friendliness and approachability, sense of humour and ability to safely and effectively deal with any situation that arises; they are also trained in first aid. The crew will have mobile phones and/or radios where appropriate, medical kit and other safety apparatus where necessary.

The number of crew and support vehicles looking after you will depend on the final size of your group, but the team will be looking after every aspect of your trip whether that's transporting your luggage, ensuring your route is well-marked, making you lunch and sorting out any mechanical problems. Support vehicles are with the group all of the time, and carry all luggage and spares.

---

#### Trip Safety

Your safety, and that of the rest of the group, is our highest priority. Our trips are designed and planned with safety in mind. Your crew will be equipped with communication devices (eg phones, radios and/or emergency satellite phones), medical kit and other safety apparatus appropriate to the destination. Our leaders always have access to our 24-hour emergency UK back-up. They are responsible for safety on the trip, and will make any changes to the itinerary they deem necessary, should local conditions dictate. Pre-trip administration - such as medical questionnaires and travel insurance as appropriate - is all done with your safety in mind.

---

#### Foreign Travel Advice

For the latest travel advice from the Foreign & Commonwealth Office including security and local laws, plus passport and visa information, check [www.gov.uk/foreign-travel-advice](http://www.gov.uk/foreign-travel-advice).

---

## Accommodation

We usually stay in hotels or lodges of a 2-3\* standard or equivalent. Standards may vary between the hotels but they are generally comfortable and convenient for our route. Hotels are often on the outskirts of towns to minimise unnecessary extra mileage and avoid traffic.

---

## Roomshare Arrangements

Accommodation is usually on a twin-share basis in hotels convenient to our route. Please tell us if you know somebody else on the trip that you would like to share with and we will try our best to accommodate your request. If you don't know anyone else in the group don't worry, we always pair you up with someone of the same gender, and a similar age where possible. We do not charge a single supplement if you are a solo traveller in a shared room.

There may be a limited number of single rooms subject to request, on a first-come first-served basis, after you have booked. Extra charges will apply.

---

## Group Size

Your booking is part of a group challenge and the tour costs and fundraising targets listed on our website are based on a minimum number of participants which is shown on the challenge. Our typical groups run with approximately 35-40 participants however you may find your group is smaller or larger than this.

We will confirm at least 12 weeks prior to departure that your challenge is guaranteed to run however occasionally it may be possible to still run the challenge with less than the minimum numbers, subject to a small group supplement. If we think a small group supplement may be necessary, we will discuss this with you as soon as possible, usually 5 months before your departure date.

**Minimum numbers and groups sizes may vary on Bespoke Charity challenges. If you are booked onto a bespoke challenge please contact your charity for full details.**

---

## Food & Dietary Requirements

We like to support local businesses and will source food locally. Lunches will be in restaurants along the route and dinners are usually eaten at the hotel. Do make sure you eat enough to give you the energy for your exertions. Being vegetarian or having other dietary requirements is not usually a problem provided you let us know well in advance. If you know there are plenty of foods you cannot eat you may wish to bring extra snacks from home so you can top up your energy supply.

---

## Cancelling your booking

In the unfortunate circumstance that you need to cancel your booking, we would ask that you notify us in writing either by post or email. Your cancellation will be considered effective from the date the notice is received. Registration fees, amendment fees and insurance premiums are non refundable and, depending on your payment option and how close it is to your challenge departure date, you may be liable for a cancellation charge.

Full details of all cancellation charges may be found in the Terms and Conditions of booking.

---

## Passenger Portal

We have a Passenger Portal which will give you more details of the challenge itself. It also enables you to see any outstanding information we need, the countdown to your challenge departure, see your outstanding balance, make payments and update your contact details. You can access this via the following link - [Passenger Portal Log in](#).

---

## PREPARING FOR THE CHALLENGE

### Fitness Levels

This is designed to be a challenge, and it is vital that you train sufficiently for it. We will supply you with a thorough training guide once you have registered. We expect all participants to train hard in advance, but we respect everyone's limits and do not expect everyone to maintain the same pace. Inadequate training is likely to have an impact not just on your chances of completing the challenge, but enjoying it too - and we want you to have the time of your life!

Our challenges attract people of all levels of experience, fitness and ability as well as all ages and backgrounds. We design our challenges so that everyone can go at their own pace: this is not a race. If you have concerns about your fitness or if you have reduced mobility please do contact us for a confidential chat about whether this challenge is appropriate for you.

For logistical and safety reasons we sometimes need to re-group, so the front-runners may find themselves waiting for the slower ones. Please relax, and remember that this is a team effort that enables people to achieve their personal goals and earn sponsorship.

---

### Passport & Visa / Vaccinations

Entry requirements vary depending on your destination and nationality. It is your responsibility to ensure your passport is valid, and any visas are obtained in good time. Check the [FCO's advice](#) on entry requirements for your destination to be sure. To find out if you need a visa you can check your requirements using our partner, Visa Machine, website [here](#); please ensure you allow plenty of time.

Your routine UK schedule of vaccinations should be up-to-date (especially tetanus). We recommend you check [Fit For Travel](#) for further details. You should always check with a GP or travel clinic for up-to-date travel health advice as it does change.

---

### Clothing & Kit

We plan our trips around the optimal weather conditions, but could still be exposed to bad weather at any time. It is vital you are prepared for all conditions. We provide you with a detailed packing kit-list on registration, as well as details on useful discounts you are entitled to as a Discover Adventure customer. We are always available if you need advice.

If you are still to buy some kit don't forget that Cotswold Outdoor, Snow and Rock, Cycle Surgery and Runners Need offer all Discover Adventure participants **15% off** any purchases you make with them. Please ask us for the code if you do not

have this already.

---

## Travel Insurance

Travel Insurance is compulsory on our challenges; we strongly suggest that you arrange insurance cover as soon as your booking with us is confirmed. Should you need to cancel on medical grounds, you will need insurance to cover the costs involved (registration fee and any trip costs depending on cancellation date).

You should also ensure that you have adequate cover for the type of challenge you are taking part in as well as medical emergencies, evacuation and repatriation.

You can obtain a quote with Insure to Travel from our website [here](#), or you may choose to take out your own travel insurance, just remember to let us know the policy number and emergency phone number!

For more information about travel insurance, please click [here](#).

---

## BUY YOUR KITBAG

**Only £42** - designed to deal with the rigours of your challenge.

Easier for accessing gear than a rucksack (especially when camping) this is probably the most cost-effective way to take your luggage on a Discover Adventure challenge!



Discover Adventure reserves the right to change the route or itinerary for safety reasons should local conditions dictate.

Please note: This document was downloaded on 18 Jun 2021, and the challenge is subject to change.